



ABOUT THE SERIES

Smart Start is an integrated course for the *panchkosha vikas* or the holistic development of children in the age group of 3 to 8 years. Based on the National Curriculum Framework for Foundational Stage (NCF-FS) 2022, the series focuses on numeracy, literacy and skill building while keeping play at the centre of the child's learning.

COURSE FEATURES

- ✓ Core learning material on literacy, numeracy and skill development split into two terms for ease of handling
- ✓ Clearly defined, systematic approach to learning and skill development
- ✓ Integrated approach to language and skill development
- ✓ Simple, easy-to-follow worksheets, interspersed with periodic revision pages
- ✓ Multiple opportunities for self-assessment
- ✓ A clear list of expected learning outcomes to help learners track their own learning
- ✓ Entry and exit-level revision worksheets
- ✓ Anchor charts, activity suggestions and teacher's notes included
- ✓ Perforated worksheets for the first three levels

Course PACKAGE

LITERACY

- 1 Literacy Term 1
- 2 Literacy Term 2
- 3 Smart Start Language Companion (for classes 1 and 2 only)
- 4 Smart Start Reading Companion (for classes 1 and 2 only)

NUMERACY

- 5 Numeracy Term 1
- 6 Numeracy Term 2
- 7 Numeracy Home Learning

SKILL DEVELOPMENT

- 8 Skill Development Term 1
 - 9 Skill Development Term 2
 - 10 Art and Craft
 - 11 Socio-emotional and Ethical Development
 - 12 Poster
- *Literacy Home Learning included for Nursery through UKG.

ADDITIONAL RESOURCES


Teacher's Manuals: These comprise week-wise lesson plans, activity suggestions and teaching notes for each level.

Digi Suite: This includes e-books with embedded digital resources such as animations, interactivities and rhymes for teachers. Additional resources like worksheets, assessment formats and holistic progress card formats are also included.





















Student App: This enables learners to access selected digital resources anytime, anywhere.



Collins Smart Start Nursery



Nursery Literacy Term 1




















Anchor Chart: The Alphabet Song*	7	20. Check My Learning 	51-52
The Alphabet Chart	8-9	21. Starting with Gg	53-54
Teaching Notes: Emergent Literacy Skills	10	22. Practising Gg  	55-56
1. Sounds Around Us	11	23. Starting with Hh	57-58
My Noisy House	12	24. Practising Hh 	59-60
2. Reading Pictures	13	25. Starting with Ii	61-62
Reading Wrappers	14	26. Practising Ii 	63-64
3. Signs Around Us	15	27. Slanting Lines	65-66
Letters or Pictures?	16	28. Check My Learning 	67-68
4. Simple Sentences	17	29. Starting with Jj	69-70
Follow the Rhythm	18	30. Practising Jj 	71-72
5. Scribble	19-20	31. Starting with Kk	73-74
Anchor Chart: Letters of the Alphabet	21	32. Practising Kk 	75-76
Teaching Notes: Introducing Letters	22	33. Starting with Ll	77-78
6 Starting with Aa	23-24	34. Practising Ll  	79-80
7. Practising Aa  	25-26	35. Say Out Loud	81-82
8. Starting with Bb	27-28	36. Capital and Small Letters	83-84
9. Practising Bb 	29-30	37. Check My Learning 	85-86
10. Starting with Cc	31-32	Progress Chart	87
11. Practising Cc 	33-34	Listening Text	88
12. Sleeping and Standing Lines	35-36		
13. Check My Learning 	37-38		
14. Starting with Dd	39-40		
15. Practising Dd 	41-42		
16. Starting with Ee	43-44		
17. Practising Ee  	45-46		
18. Starting with Ff	47-48		
19. Practising Ff 	49-50		



*Anchor Charts are meant for teachers and facilitators to guide learners.



Nursery Literacy Term 2

1. Starting with Mm	7-8	26. Starting with Ww	57-58
2. Practising Mm 	9-10	27. Practising Ww 	59-60
3. Starting with Nn	11-12	28. Starting with Xx	61-62
4. Practising Nn 	13-14	29. Practising Xx 	63-64
5. Starting with Oo	15-16	30. Starting with Yy	65-66
6. Practising Oo  	17-18	31. Practising Yy 	67-68
7. Check My Learning 	19-20	32. Starting with Zz	69-70
8. Curves	21-22	33. Practising Zz 	71-72
9. Starting with Pp	23-24	34. Check My Learning 	73-74
10. Practising Pp 	25-26	35. Say Out Loud	75-76
11. Starting with Qq	27-28	36. Capital and Small Letters	77-78
12. Practising Qq 	29-30	37. Words That Rhyme	79-80
13. Starting with Rr	31-32	38. Exploring the Alphabet	81-82
14. Practising Rr 	33-34	39. A-Z	83
15. Starting with Ss	35-36	a-z	84
16. Practising Ss 	37-38	40. Rainbow Tracing	85
17. Check My Learning 	39-40	Words Maze	86
18. Starting with Tt	41-42	Progress Chart	87
19. Practising Tt 	43-44	Listening Text	88
20. Starting with Uu	45-46		
21. Practising Uu 	47-48		
22. Starting with Vv	49-50		
23. Practising Vv 	51-52		
24. Check My Learning 	53-54		
25. Circles	55		
Different Patterns	56		

















Nursery Literacy Home Learning

1. Scribble	5-6	10. Semicircles	23-24
2. Sleeping Lines	7	11. Circles	25
Letter Sounds: A-C	8	Draw and Colour	26
3. More Sleeping Lines	9	12. Lines and Curves	27-28
Letter Sounds: D-F	10	13. Tracing Spiders	29-30
4. Standing Lines	11	14. Alphabet Maze a-z	31
Letter Sound: G-I	12	Alphabet Maze A-Z	32
5. More Standing Lines	13	15. A-Z	33
Letter Sounds: J-L	14	a-z	34
6. Slanting Lines	15	16. Pattern Writing	35-36
Letter Sounds: M-O	16		
7. More Slanting Lines	17		
Letter Sounds: P-S	18		
8. Curves	19		
Letter Sounds: T-V	20		
9. More Curves	21		
Letter Sounds: W-Z	22		



Nursery Numeracy Term 1














Anchor Chart: Maths is All Around Us*	7	21. Starting with 3	53–54
Teaching Notes: Pre-number Skills	8	22. Practising 3  	55–56
1. Counting to 5	9	Anchor Chart: Shapes and Space	57
Mira's Birthday Cake	10	Teaching Notes: Learning by Doing	58
2. One to One	11–12	23. Circle	59
3. Looking Out of the Window	13	Square	60
Number Claps	14	24. Triangle	61
4. More or Less	15–16	Kite	62
5. Dots are Everywhere	17–18	25. Oval	63
6. Counting with Dots	19–20	Rectangle	64
7. Same Groups	21–22	26. Check My Learning 	65–66
Anchor Chart: Measurement	23	27. Starting with 4	67–68
Teaching Notes: Learning by Doing	24	28. Practising 4  	69–70
8. The Elephant and the Mice	25–26	29. Starting with 5	71–72
9. Big and Small	27	30. Practising 5  	73–74
Tall and Short	28	31. Check My Learning 	75–76
10. The Little Red String	29–30	32. Five Little Frogs 	77–78
11. Long and Short	31	Progress Chart	79
Tall and Short	32	Listening Text	80
12. Heavy and Light	33–34		
13. Thick and Thin	35–36		
14. Check My Learning 	37–38		
Anchor Chart: Numbers	39		
Teaching Notes: Number Sense	40		
15. Starting with 1	41–42		
16. Practising 1  	43–44		
17. Find the Match	45–46		
18. Odd One Out	47–48		
19. Starting with 2	49–50		
20. Practising 2  	51–52		



*Anchor Charts are meant for teachers and facilitators to guide learners.



Nursery Numeracy Term 2

Anchor Chart: Patterns*	7	17. Check My Learning 	47-48
Teaching Notes: Learning by Doing	8	18. Yummy <i>Jalebis</i>	49-50
1. Animal Patterns	9-10	19. Sharing Oranges	51-52
2. Pattern Hunt	11	Anchor Chart: Data	53
Cup Patterns	12	Teaching Notes: Learning by Doing	54
3. Starting with 6	13-14	20. Animal Families	55
4. Practising 6  	15-16	Finding Pairs	56
Anchor Chart: Positions	17	21. Check My Learning 	57-58
Teaching Notes: Learning by Doing	18	22. Colour and Trace 1	59-60
5. Here or There?	19	23. Colour and Trace 2	61-62
In or On?	20	24. Colour and Trace 3	63-64
6. Starting with 7	21-22	25. Colour and Trace 4	65-66
7. Practising 7  	23-24	26. Colour and Trace 5	67-68
8. Check My Learning 	25-26	27. Colour and Trace 6	69-70
Anchor Chart: Putting in Order	27	28. Colour and Trace 7	71-72
Teaching Notes: Learning by Doing	28	29. Colour and Trace 8	73-74
9. Arranging Things	29-30	30. Colour and Trace 9	75-76
10. Starting with 8	31-32	31. Colour and Trace 10	77-78
11. Practising 8  	33-34	Progress Chart	79
12. See You Tomorrow	35-36	Listening Text	80
13. Starting with 9	37-38		
14. Practising 9  	39-40		
Anchor Chart: Body Beats	41		
Teaching Notes: Learning by Doing	42		
15. Starting with 10	43-44		
16. Practising 10  	45-46		



*Anchor Charts are meant for teachers and facilitators to guide learners.




















Nursery Numeracy Home Learning

1. Colour	5-6	11. Count 8	25
2. Big and Small	7	Count 9	26
Tall and Short	8	12. Count 10	27
3. Long and Short	9	Arranging Things	28
Heavy and Light, Thick and Thin	10	13. Numbers 6-10	29-30
4. Count 1-4	11-12	14. Let's Count 1-10	31
5. Count 5	13	Count and Colour	32
Spot 5 Differences	14	15. Numbers 1-10	33-34
6. Numbers 1-5	15-16	16. Tracing 1-10	35-36
7. Shapes	17-18		
8. Positions	19		
Odd One Out	20		
9. Patterns	21-22		
10. Count 6	23		
Count 7	24		



Nursery Skills Term 1












Anchor Chart: Classroom Rules*	7	Anchor Chart: Feelings	47
Teaching Notes	8	19. Happy and Sad	48
1. Following Directions 	9-10	20. Be Happy 	49
2. I Spy	11	Be Kind 	50
Scribble	12	21. Check My Learning 	51-52
3. Listen and Do 	13-14	22. Keeping Clean	53
4. All About Me	15	Hand Hygiene 	54
My Scribble Art	16	23. Good Touch, Bad touch	55
5. My Body	17-18	Safety at Home	56
Anchor Chart: Colours	19	24. Road Safety	57
6. Sponge Painting	20	Traffic Light	58
7. Colourful Clothes	21	25. The Farmer's Apple Tree	59
Clothes We Wear	22	Our Farmers	60
8. My Dress	23	26. Mira's Home	61-62
Different Clothes	24	27. Good Habits	63
9. Grandfather's Visit 	25-26	Waste or Useful?	64
10. Check My Learning 	27-28	28. Max's Favourite Flower 	65-66
Anchor Chart: My World Family	29	29. Colourful Flowers 	67-68
Teaching Notes: Global Goals	30	30. Check My Learning 	69-70
11. Animal Yoga 	31	Listening Text	70
Healthy Living	32	Progress Chart	71-72
12. Let's Get Active 	33-34		
Anchor Chart: Five Senses	35		
13. Mystery Bag 	36		
14. Grandfather's Curry	37-38		
15. I Can Taste and Smell 	39-40		
16. What to Eat?	41		
Homemade and Packed Food	42		
17. Healthy Food 	43		
Snacks and Treats	44		
18. Clap and Sing 	45		
Watermelon Art	46		



*Anchor Charts are meant for teachers and facilitators to guide learners.



Nursery Skills Term 2

Anchor Chart: Animals*	7	21. A Cool Experiment 	49
Teaching Notes: Learning by Doing	8	Yes or No?	50
1. Animal World	9-10	22. Memory Game	51-52
2. In the Forest	11-12	23. Name, Place, Animal, Thing 	53-54
3. At the Farm	13	24. Check My Learning 	55-56
The Young Ones	14	25. Things That Help Us Work	57
4. Sea Life	15	Using Tools 	58
Fish Art 	16	26. What Do They Need?	59
5. Greet Everyone	17-18	What Will Happen Next?	60
6. Sun, Moon and Stars	19-20	27. Sorting Things	61-62
7. The Sun 	21-22	28. At the Park	63-64
8. How is the Weather Today?	23-24	29. Things We Like to Do	65-66
9. Rain 	25-26	30. Play a Game	67
10. Mango Tree	27-28	My Drawing	68
11. National Fruit	29	31. Check My Learning 	69-70
National Animal	30	Listening Text	70
12. Tiger 	31-32	Progress chart	71-72
13. Check My Learning 	33-34		
14. Slow and Fast	35-36		
15. What are Things Made Of?	37-38		
16. How We Travel	39-40		
17. Max's Holidays	41-42		
18. Water is Life 	43-44		
19. Birds Around Us	45-46		
20. Loud and Soft Sounds	47-48		



*Anchor Charts are meant for teachers and facilitators to guide learners.



Nursery Art and Craft

1. Let's Colour!	5	10. Shape Fun	15
2. Free-Hand Scribbling	6-7	11. Let's Colour!	16-17
3. Let's Colour!	8	12. Let's Draw!	18
4. Let's Colour!	9	13. Clown's Hat	19
5. Straw Ladders	10	14. Fluffy Rabbit	20
6. Let's Colour!	11	15. My Big Box of Insects	21
7. Smiley Petals	12	16. Starry Ice Cream	22
8. A Walk along the Shore	13	17. Nature Walk	23
9. Shape Fun	14	18. Dip and Print	24




Teaching Notes

Introducing Letters



You may give the following instructions to children for letter pages:

- Let's learn what the letter **a** looks like.
(Trace the letter Aa with your finger.)
- Let's learn what the letter **a** sounds like.
The letter **a** makes the sound /a/ like at the beginning of the word apple.
- Say /a/ /a/ /a/. Point to the letter **a**.
Say /a/ /a/ /a/. Point to the apple.
Let's say /a/ apple 3 times.
- Which other words start with the /a/ sound?
Repeat after me and point to the pictures.
/a/ arrow, /a/ ant, /a/ astronaut, /a/ ambulance
(Repeat a few times, changing the order in which the words are called out.)
- Which other words do you know that start with the /a/ sound?
- Which words in your mother tongue begin with the /a/ sound?



/a/ = **a** sound, not the letter name

Air-writing letters

Let children have plenty of opportunity for 'air-writing'.
The children follow the actions of a teacher to 'write' letters in the air using large arm movements while saying the letter sound.



Sand tracing

Let children practice tracing letters in the sand – either in trays or on a playground.



Chart for letter sounds

/a/ as in a pple	/h/ as in h at	/o/ as in o ctopus	/v/ as in v an
/b/ as in b in	/i/ as in i nk	/p/ as in p ot	/w/ as in w oman
/c/* as in c at	/j/ as in j ump	/q/ as in q ueen	/x/ as in x ox
/d/ as in d og	/k/ as in k ite	/r/ as in r at	/y/ as in y ellow
/e/ as in e gg	/l/ as in l amp	/s/ as in s un	/z/ as in z ebra
/f/ as in f an	/m/ as in m an	/t/ as in t in	
/g/ as in g irl	/n/ as in n ut	/u/ as in u nder	

*/c/ and /k/ have the same sound.

Starting with Pp

START

Finger trace the letter. Say the sound.



Picture Talk:

- What colour is the **parrot**?
- What colour is the **puppy**?
- Do you have pets at home? Which ones? Which pet would you like to have?
- Which words start with the /p/ sound?


a b c d e f g h i j k l m
n o **p** q r s t u v w x y z

APPLY AND EXPAND

WATER ANIMALS



Which of these do not belong in the ocean? Cross out (x) the pictures.



How many sea creatures did you find?



Why does the octopus look sad?
What can we do to make him feel happy again?


Our Five Senses



touch



smell



sight

5
SENSES



hearing



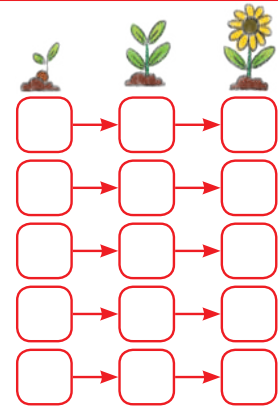
taste

Progress Chart

PHYSICAL DEVELOPMENT

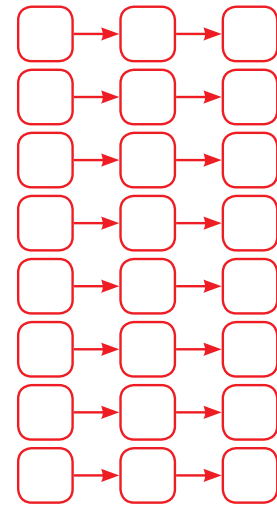
HEALTH, WELLBEING AND SAFETY

- Identifies things that can and cannot be eaten
- Understands when to wash hands
- Lists personal care items and their uses
- Identifies which objects are harmful to touch
- Demonstrates an understanding of road safety



MOTOR SKILLS

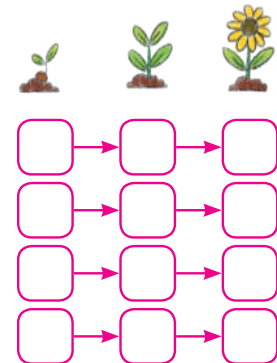
- Begins to throw, catch and kick a ball
- Follows a track while walking or running
- Does basic exercises and stretches
- Balances briefly on one leg; hops 4-5 steps
- Demonstrates hand-eye coordination
- Scribbles and does free-hand colouring
- Tears and pastes paper for activities
- Creates imprints with fingers, blocks, etc.



SOCIO-EMOTIONAL AND ETHICAL DEVELOPMENT

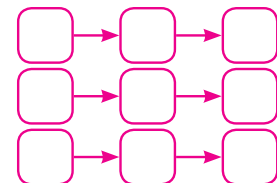
SELF AND OTHERS

- Says first and last name
- Refers to favourite things
- Chooses between 2-3 things
- Recognizes basic emotions (happy, sad, surprised, sleepy)




KINDNESS AND RESPONSIBILITY

- Helps with chores at home
- Plays alongside others; shares toys
- Participates in circle-time activities
















Collins
Smart Start
 LKG



LKG Literacy Term 1











Anchor Chart: The Alphabet Chant*	7	20. Check My Learning 	49-50
The Alphabet Chart	8-9	21. Mm	51-52
Teaching Notes: Learning by Doing	10	22. Nn	53-54
1. Sounds Around Us	11	23. Oo	55-56
I Hear with My Little Ear	12	24. Pp	57-58
2. Musical Sounds	13	25. Qq	59-60
Rhyming Words	14	26. Rr	61-62
3. My Special Name 	15	27. What Should I Eat? 	63-64
Hands and Legs 	16	28. Check My Learning 	65-66
4. Lines and Curves	17	29. Ss	67-68
Garden Tracing	18	30. Tt	69-70
5. Aa	19-20	31. Uu	71-72
6. Bb	21-22	32. Vv	73-74
7. Cc	23-24	33. Ww	75-76
8. Dd	25-26	34. Xx	77-78
9. Ee	27-28	35. Yy	79-80
10. Ff	29-30	36. Zz	81-82
11. My Family 	31	37. Opposites	83-84
He, She, It	32	38. Check My Learning 	85-86
12. Check My Learning 	33-34	39. Letter Sounds	87
13. Gg	35-36	Dip, Dip, Dip	88
14. Hh	37-38	40. Beginning Sound	89-90
15. Ii	39-40	41. Make Pairs	91-92
16. Jj	41-42	42. My House 	93-94
17. Kk	43-44	Progress Chart	95-96
18. Ll	45-46	Listening Text	96
19. Healthy and Happy  	47		
At the Park	48		



*Anchor Charts are meant for teachers and facilitators to guide learners.



LKG Literacy Term 2

Anchor Chart: Letters, Words, Sentences*	7	22. In the Garden 	55
CV Words	8	Little Bird	56
Sight Words	9	23. -og Words	57-58
Teaching Notes: Blending and Segmenting	10	24. -od, -ox Words	59-60
CVC Words	11	25. -op Words	61-62
Teaching Notes: Learning by Doing	12	26. -ot Words	63-64
1. -at Words	13-14	27. Check My Learning 	65-66
2. -an Words	15-16	28. Seasons 	67
3. -ab Words	17-18	Categories	68
4. -ad Words	19-20	29. -ug Words	69-70
5. -ag Words	21-22	30. -us, -ut Words	71-72
6. -ap Words	23-24	31. -ub, -ud Words	73-74
7. -am Words	25-26	32. -un Words	75-76
8. -ax, -as, -ak Words	27-28	33. -um, -up Words	77-78
9. Check My Learning 	29-30	34. Check My Learning 	79-80
10. Plants  	31-32	35. Where is the Cat? Word Maze	81 82
11. -ed Words	33-34	36. Make Words	83-84
12. -en Words	35-36	37. Beginning, Middle, End Sounds	85-86
13. -et Words	37-38	38. At the Fire Station	87-88
14. -eg, -em, -eb Words	39-40	39. Hands Full! I Can Write	89 90
15. Check My Learning 	41-42	40. A Big Jet	91
16. On the Farm 	43	Rapid Reading	92-94
Mira Had a Little Lamb	44	Progress Chart	95-96
17. -it Words	45-46	Listening Text	96
18. -ip Words	47-48		
19. -ig, -id Words	49-50		
20. -in, -im, -ix Words	51-52		
21. Check My Learning 	53-54		



*Anchor Charts are meant for teachers and facilitators to guide learners.




























LKG Literacy Home Learning

1. Patterns Are Fun	5-6	13. Tt	29
2. Aa	7	Uu	30
Bb	8	14. Vv	31
3. Cc	9	Ww	32
Dd	10	15. Xx	33
4. Ee	11	Yy	34
Ff	12	16. Zz	35
5. Beginning Sounds: A-F	13	Beginning Sounds: S-Z	36
Gg	14	17. Tracing A-Z	37
6. Hh	15	Tracing a-z	38
Ii	16	18. A-Z	39
7. Jj	17	a-z	40
Kk	18	19. Short Vowel Sound: a	41
8. Ll	19	Short Vowel Sound: e	42
Beginning Sounds: G-L	20	20. Short Vowel Sound: i	43
9. Mm	21	Short Vowel Sound: o	44
Nn	22	21. Short Vowel Sound: u	45
10. Oo	23	Read and Write	46
Pp	24	22. Beginning, Middle, End Sounds	47-48
11. Qq	25		
Rr	26		
12. Beginning Sounds: M-R	27		
Ss	28		



LKG Numeracy Term 1




























Anchor Chart: Measurement*	7	19. Spot the Shape	51
Teaching Notes:		Shapes Maze	52
Learning by Doing	8	20. Check My Learning 	53-54
1. Big and Small	9-10	21. Starting with 4	55-56
2. Long and Short	11	22. Practising 4  	57-58
Tall and Short	12	23. Starting with 5	59-60
3. Thick and Thin	13	24. Practising 5  	61-62
Heavy and Light	14	25. Ways to Show a Number	63
4. The Thirsty Crow	15-16	Counting	64
Anchor Chart: Numbers	17	26. Check My Learning 	65-66
Teaching Notes:		27. Starting with 6	67-68
Learning by Doing	18	28. Practising 6  	69-70
5. Count 1 to 10	19-20	29. Starting with 7	71-72
6. No Spots	21-22	30. Practising 7  	73-74
7. Starting with 0	23-24	Anchor Chart:	
8. Practising 0  	25-26	Shapes and Space	75
9. Starting with 1	27-28	Teaching Notes:	
10. Practising 1  	29-30	Learning by Doing	76
Anchor Chart: Patterns	31	31. Near and Far	77
Teaching Notes:		Same Direction	78
Learning by Doing	32	32. Where is the Cat?	79-80
11. Making Patterns	33-34	33. Starting with 8	81-82
12. Starting with 2	35-36	34. Practising 8  	83-84
13. Practising 2  	37-38	35. Starting with 9	85-86
14. Starting with 3	39-40	36. Practising 9  	87-88
15. Practising 3  	41-42	37. Starting with 10	89-90
Anchor Chart:		38. Practising 10  	91-92
Two-dimensional Shapes	43	39. Check my Learning 	93-94
Teaching Notes:		Progress Chart	95-96
Learning by Doing	44		
16. Circle	45		
Square	46		
17. Triangle	47		
Kite	48		
18. Oval	49		
Rectangle	50		



*Anchor Charts are meant for teachers and facilitators to guide learners.



LKG Literacy Term 2

1. Max's Family	7-8	22. Take 2 Away	49
2. Let Us Measure	9-10	Take 3 Away	50
3. Days of the Week 	11	23. Take 4 Away	51
Number Names	12	Take 5 Away	52
Anchor Chart: Ten Frames*	13	24. Check My Learning 	53-54
4. Count the Apples	14	25. Let It Rain	55
5. Counting with Ten Frames	15	Count 10	56
What is the Number?	16	Anchor Chart: Counting to 20	57
Anchor Chart: Groups and Sets	17	Teaching Notes:	
6. Matching Sets	18	Learning by Doing	58
7. Shape Fish	19	26. Number 11  	59-60
Shapes and Colours	20	27. Number 12  	61-62
8. Counting Shapes	21	28. Number 13  	63-64
Shapes of Different Sizes	22	29. Number 14  	65-66
9. Tangram Puzzle	23	30. Number 15  	67-68
Making Mandalas	24	31. Making Patterns	69-70
10. Check My Learning 	25-26	32. Music Patterns 	71-72
11. Rocket Countdown 	27-28	33. Number 16  	73-74
12. Before and After	29	34. Number 17  	75-76
Forward and Backward	30	35. Number 18  	77-78
Anchor Chart:		36. Number 19  	79-80
Comparing Numbers	31	37. Number 20  	81-82
13. More or Less	32	38. Check My Learning 	83-84
14. Same Numbers	33	39. 1 to 50	85
Share Equally	34	Counting 21 to 25	86
15. Max Goes Shopping	35-36	40. Counting 26 to 30	87
16. Check My Learning 	37-38	Trace 21 to 30	88
Anchor Chart:		41. Numbers 1 to 30	89-90
Count On, Count Back	39	42. Skip Ten	91-92
17. Hopping On and Back	40	43. Count to 50	93
18. Make More	41-42	Let Us Trace	94
19. Adding with Dots	43	Progress Chart	95-96
High 5!	44	Listening Text	96
20. Make the Number	45-46		
21. Take Away	47		
Take 1 Away	48		



*Anchor Charts are meant for teachers and facilitators to guide learners.


















LKG Numeracy Home Learning

1. Measurement	5-6	14. Practising 13	31
2. Practising 0	7	Practising 14	32
Practising 1	8	15. Practising 15	33
3. Practising 2	9	Practising 16	34
Practising 3	10	16. Practising 17	35
4. Practising 4	11	Practising 18	36
Practising 5	12	17. Practising 19	37
5. Counting 1-5	13-14	Practising 20	38
6. ABAB Patterns	15-16	18. Counting 11-20	39-40
7. ABCABC Patterns	17-18	19. Where Is the Bee?	41
8. Practising 6	19	Number Names	42
Practising 7	20	20. Adding with Dots	43
9. Practising 8	21	Take Away	44
Practising 9	22	21. Forward and Backward Counting	45
10. Practising 10	23-24	Number Maze	46
11. Shapes	25-26	22. Numbers 1-50	47-48
12. Counting Using Ten Frames	27-28		
13. Practising 11	29		
Practising 12	30		



LKG Skills Term 1















Anchor Chart: Welcome to School*	7	Anchor Chart: Our Five Senses	47
Teaching Notes	8	Teaching Notes: Learning by Doing	48
1. Classroom Directions	9–10	19. Using Senses	49–50
2. Memory Game	11	20. Taste Test 	51–52
I Spy!	12	21. What Will Max Eat?	53–54
3. Listen and Do	13–14	22. Food We Eat	55
4. Colour and Match	15–16	Eat Healthy 	56
5. Tick the Box	17	23. Animals and Their Food	57
Trace the Path	18	Think Before You Eat 	58
Anchor Chart: All About Me	19	24. Check My Learning 	59–60
Teaching Notes: Learning by Doing	20	25. Happy Song 	61
6. My Name	21	How is Mira Feeling Today?	62
My Family	22	26. Happy or Sad?	63
7. My Class	23–24	Colourful Hedgehog	64
8. My Things	25–26	27. Keeping Clean	65
9. Know Your Goals 	27–28	Good Touch, Bad Touch	66
10. Sing with Me 	29	28. Wash Your Hands 	67–68
My Handprint	30	29. Safety on Road	69–70
11. Sunny Day	31	30. Screen Time	71
Winter Time	32	Who is Missing?	72
12. Play and Rest 	33–34	31. Playdough Fun	73
13. Get Active 	35–36	Who Am I?	74
Anchor Chart: Yoga for Children	37	32. Check My Learning 	75–76
14. Five-star Breathing 	38	Progress Chart	77–79
15. Check My Learning 	39–40	Listening Text	80
16. Our Colourful World	41–42		
17. I Can Colour	43–44		
18. Colour Fun 	45		
Walking Water 	46		



*Anchor Charts are meant for teachers and facilitators to guide learners.



LKG Skills Term 2

1. Mira's Big House	7-10	22. Go, Go, Go! 	51-52
2. Homes	11-12	23. By Air	53
3. Folding a House	13-14	Vehicle Pollution	54
4. People Who Help Us	15-16	24. Water	55
5. The Earth 	17-18	Sink or Float? 	56
6. All About Trees	19-20	25. Check My Learning 	57-58
7. Parts of a Tree	21	26. Sounds Around Us	59
Little Seed 	22	Body Beats 	60
8. Fun with Animals	23	27. High and Low Sounds	61
Animals and Their Homes	24	Fast and Slow Sounds 	62
9. Birds Around Us	25-26	28. Loud and Soft Sounds	63-64
10. Sea Life 	27-28	29. What Will Happen? 	65-66
11. Protect Water Animals	29-30	30. Will It Dissolve? 	67
12. Check My Learning 	31-32	Making Pairs	68
13. Good Choices	33	31. Complete Picture	69
Magic Words	34	Part and Whole	70
14. Be Kind 	35-36	32. Missing Parts	71-72
15. Where Did the Moon Go?	37-38	33. National Symbols	73-74
16. Day and Night	39-40	34. Check My Learning 	75-77
Anchor Chart: Types of Weather*	41	Progress Chart	78-80
17. Drying Clothes	42	Listening Text	80
18. Seasons	43-44		
19. Light and Electricity	45-46		
20. Speed Check	47		
Making Lemonade 	48		
21. What Are Things Made Of?	49-50		



*Anchor Charts are meant for teachers and facilitators to guide learners.



LKG Art and Craft

1. Colour with Codes	5	15. Chirping Birds	19
2. Veggies	6	16. Draw with Numbers	20
3. Jumbo Elephant	7	17. Fly By Butterfly	21
4. Underwater World	8	18. Draw with Numbers	22
5. Shape Rocket	9	19. Pizza Topping	23
6. Peekaboo	10	20. Draw with Numbers	24
7. Cluck-Cluck Hens	11	21. Wonder with Colours	25
8. Block Printing	12	22. Draw with Numbers	26
9. Colourful Canopy	13	23. Draw with Letters	27
10. The Queen's Dress	14	24. Okra Patterns	28
11. Giraffe	15	25. Draw with Numbers	29
12. Spotty Flower	16	26. Cute Caterpillar	30
13. Proud Peacock	17	27. Let's Draw!	31
14. Let's Draw!	18	28. Spray Painting	32




LKG Socio-Emotional and Ethical Development (SEED)

1. My Happy World	5
2. Complete the Picture	6
3. Find the Feeling: Excited	7
4. Things That Excite Me!	8
5. Find the Feeling: Angry	9
6. Anger Signs	10
7. Angry to Happy	11
8. Find the Feeling: Scared	12
9. Be Brave!	13
10. Find the Feeling: Shy	14
11. I Feel Good!	15
Games and Activities	16



Shape Rocket

Make a rocket with different shapes.



Materials Required

Origami paper, cotton, decorative materials, child-safe scissors and glue



Procedure

Encourage children to cut-out the required shapes of origami paper to make a rocket. To show the trail of smoke coming out of the rocket, children can paste cotton at the bottom edge of the rocket. To make clouds, they can be asked to paste cotton again. They can decorate the rocket with decorative materials as they like.

Animals and Their Homes ia

Animals need homes and places to live just like people do.

Where do the animals live? Tick (✓) the correct answers.


	 <input data-bbox="907 796 999 884" type="checkbox"/>	 <input data-bbox="1344 796 1436 884" type="checkbox"/>
	 <input data-bbox="907 1161 999 1249" type="checkbox"/>	 <input data-bbox="1344 1161 1436 1249" type="checkbox"/>
	 <input data-bbox="907 1526 999 1614" type="checkbox"/>	 <input data-bbox="1344 1526 1436 1614" type="checkbox"/>
	 <input data-bbox="907 1880 999 1968" type="checkbox"/>	 <input data-bbox="1344 1880 1436 1968" type="checkbox"/>



Count back to blast off! Fill in the missing numbers from 10 to 0.

10		10
	9	
8		
6	6	
	5	5
4		
		3
2		
	1	
0		0

BLAST OFF!



My Family



Look at the pictures of Mira's family.



mother



father



grandfather
and
grandmother



uncle and aunt



cousins



Mira

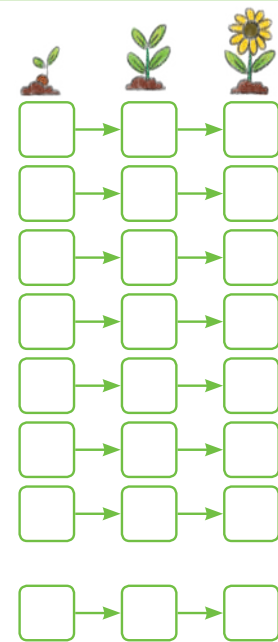
- Talk Time:**
- ⌘ What are Mira's uncle and aunt doing?
 - ⌘ What are Mira's cousins doing?
 - ⌘ Who is working at the computer?
 - ⌘ What is Mira doing?
 - ⌘ Who is looking after the baby?
 - ⌘ Who is driving the scooter? Who is riding pillion?



Progress Chart

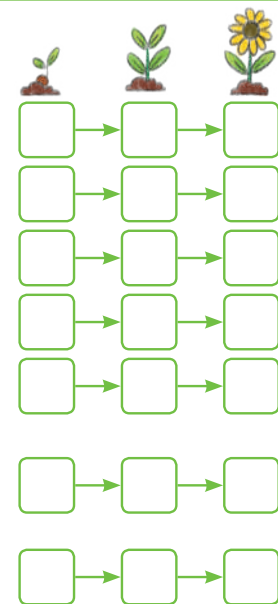
NUMBER SENSE: 0 TO 10

- Demonstrates one-to-one correspondence
- Demonstrates concepts of more and less
- Counts in sequence
- Demonstrates cardinality in counting objects
- Demonstrates fluency in counting objects and pictures
- Recognizes numerals (pictures, dots, figures, fingers)
- Subitizes and recognizes number of dots without counting
- Demonstrates an understanding of numbers in immediate environment



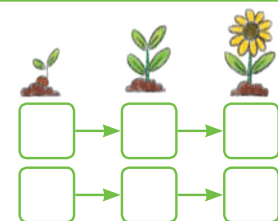
MEASUREMENT

- Compares 2 objects in terms of their size
- Compares 2 objects in terms of their length
- Compares 2 objects in terms of their height
- Compares 2 objects in terms of their width
- Compares 2 objects in terms of their weight
- Uses vocabulary to express an understanding of measurement (taller than, shorter than, etc.)
- Demonstrates an understanding of volume through a story/activity


















PATTERNS

- Recognizes and continues repeated patterns: ABAB
- Recognizes and names patterns in the environment


















UKG Literacy Term 1

Anchor Chart: Myself*	7	22. Spaces Between Words	55
The Alphabet Chart	8-9	Putting Words in Order	56
Letters of the Alphabet	10	23. Make Sentences	57-58
1. All About Me 	11-12	24. Check My Learning 	59-60
2. Letter Sounds	13-14	Anchor Chart: Question Words	61
3. Letters of the Alphabet	15-16	25. Meal Time	62
4. Capital and Small Letters	17-18	Anchor Chart: Sight Words	63
Anchor Chart:		Teaching Notes: Sight Words	64
Consonants and Vowels	19	26. Reading Sight Words	65-66
5. Colour the Letters	20	27. Who Can I Read To?	67-68
6. Consonants and Vowels	21-22	Anchor Chart: Friendly Letters	
7. My Aunt 	23	And Glued Letters	69
This, That, These, Those	24	Teaching Notes:	
8. Syllable Rhythms	25-26	Blends and Digraphs	70
9. Syllable Count	27-28	28. Friendly-letter Pairs	71-72
10. Rhyming Words	29-30	29. cr, tr, dr Words	73-74
11. Check My Learning 	31-32	30. br, fr, gr, pr Words	75
12. You, He, She	33	Check My Learning 	76
Who Am I?	34	31. How Are You Feeling? 	77-78
Anchor Chart:		32. Reading Sight Words	79-80
Short Vowel Families	35	33. I Like 	81
Teaching Notes:		Daily Routine	82
Learning by Doing	36	34. fl, cl, bl Words	83-84
13. Sound and Spell	37-38	35. gl, pl, sl Words	85
14. Beginning Sound	39	Check My Learning 	86
End Sound	40	36. What Am I?	87
15. Middle Sound	41	At the Farm	88
Picture Maze	42	37. Reading Sight Words	89-90
16. Stretch Your Body 	43-44	38. In My Community 	91-92
17. Find the Letters	45-46	39. sw, sk, sn Words	93-94
18. I Can Write	47-48	40. sc, st, sm Words	95
19. Check My Learning 	49-50	Check My Learning 	96
20. Sensory Words 	51-52	41. Anand 	97-98
Anchor Chart:		42. Check My Learning	99-100
Sentence Checklist	53	43. Time for a Rhyme 	101-102
21. Capital Letters	54	Progress Chart	103-104
		Listening Text	104

*Anchor Charts are meant for teachers and facilitators to guide learners.



UKG Literacy Term 2


Anchor Chart: Parts of a Book*	7	25. Long Vowel Sound: a	57
1. Real or Make-believe?	8	Long Vowel Sound: e	58
2. Reading Sight Words	9-10	26. Long Vowel Sound: i	59
3. The Happy Plant 	11-12	Long Vowel Sound: o	60
4. End Friendly-letter Pairs	13	27. Long Vowel Sound: u	61
-st Words	14	Check My Learning 	62
5. End Sounds	15-16	28. One-week Vacation 	63-64
6. More End Sounds	17-18	29. Read, Colour and Write	65-66
7. Check My Learning 	19-20	30. Is, Am, Are	67-68
8. My Dog	21	Anchor Chart: Magic e	69
The Elephant	22	31. Magic e	70
9. Reading Sight Words	23-24	32. With or Without e?	71
10. All Kinds of Birds 	25	Check My Learning 	72
One and Many	26	33. The Ant and the Grasshopper 	73-74
11. -ss Ending	27	Anchor Chart: Main Idea and Details	75
-ll Ending	28	34. Main Idea	76
12. -ff Ending	29	35. Tiger 	77-78
-zz Ending	30	36. Read and Understand	79
13. Check My Learning 	31-32	Secret Code 	80
14. Paint Fun 	33-34	37. Making Things 	81
15. Storytelling	35	Playdough Fun	82
Position Words	36	38. Writing Sentences	83
16. Glued Letters	37-38	Syllable Rhythm	84
17. ch, sh, wh, th Words	39-40	39. Max's Kite	85-86
18. -ck Words	41-42	40. Read and Understand	87-88
19. qu Words	43	41. Opposites	89-90
-ck and qu Words	44	42. Read and Understand	91
20. Check My Learning 	45-46	Colour Word Search	92
21. What Will Happen Next?	47-48	43. Odd One Out	93
22. Short Vowel Sound: a, e	49	Making Comparisons	94
Short Vowel Sound: i, o	50	44. Read and Understand	95
23. Short Vowel Sound: o, u	51	Tongue Twisters	96
Check My Learning 	52	45. Read and Understand	97
24. Achoo! 	53-54	Making Sentences	98
Anchor Chart: Short and Long Vowel Sounds	55	Word Lists	99-102
Anchor Chart: Long Vowel Sounds	56	Progress Chart	103-104

*Anchor Charts are meant for teachers and facilitators to guide learners.






















UKG Literacy Home Learning

1. Capital Letters	5	15. Long Vowel Sound: a	33
Small Letters	6	Long Vowel Sound: e	34
2. A-Z	7	16. Long Vowel Sound: i	35
a-z	8	Long Vowel Sound: o	36
3. Consonants and Vowels	9-10	17. Long Vowel Sound: u	37
4. Rhyming Words	11-12	Long Vowel Sounds	38
5. Short Vowel Sounds: a, e	13	18. Is, Am, Are	39
Short Vowel Sounds: e, i	14	Syllables	40
6. Short Vowel Sounds: i, o	15	19. Magic e	41-42
Short Vowel Sounds: o, u	16	20. Opposites	43-44
7. Short Vowel Sounds: u, a	17	21. Question Words	45-46
Crossword	18	22. Making Words	47-48
8. Sentences	19-20	23. One and Many	49-50
9. Sight Words	21	24. This or That	51
Position words	22	These or Those	52
10. Friendly Letter: r	23	25. Read and Understand	53-54
Friendly Letter: l	24	26. Read and Answer	55-56
11. Friendly Letter: s	25		
Friendly-letter Pairs	26		
12. End Friendly Letters	27-28		
13. -ss, -ll, -ff, -zz Ending	29-30		
14. Glued Letters	31-32		




























UKG Numeracy Term 1

1. This Is Me!	7-8	Anchor Chart: Growing and Shrinking Patterns	65
2. Ways to Show a Number	9	Teaching Notes:	
Count and Write	10	Learning by Doing	66
3. Tracking Numbers	11	29. Completing Patterns	67-68
Spell the Numbers	12	30. Making Patterns	69
4. Which One to Eat?	13-14	A Musical Pattern 	70
5. Our Planet 	15-16	31. Growing and Shrinking	71-72
6. Goldilocks and the 3 Bears 	17-18	32. Colour Patterns	73
7. To Whom Does It Belong?	19	My Number Track	74
Who Will It Fit?	20	33. Just After	75
8. Find Their Homes	21	Between	76
The Solar Family	22	34. Just Before	77
9. How Tall Are They?	23	Before and After	78
Measure and Draw	24	35. Check My Learning 	79-80
10. Let Us Draw	25-26	Anchor Chart:	
11. Empty or Full?	27-28	Comparing Numbers	81
12. Check My Learning 	29-30	Teaching Notes:	
13. Let's Count to 20	31-32	Learning by Doing	82
Anchor Chart: Tens and Ones*	33	36. More or Less?	83-84
Teaching Notes:		37. Count and Compare	85-86
Learning by Doing	34	38. Smallest Number	87
14. Let's Make Tens	35	Largest Number	88
Drawing Objects	36	39. Where is the Mouse?	89
15. Feed the Monkey	37-38	Where is the Chick?	90
16. Number 11 	39-40	Anchor Chart:	
17. Number 12 	41-42	Properties of Shapes	91
18. Number 13 	43-44	40. Shapes Treasure Hunt 	92
19. Number 14 	45-46	41. Draw and Tell	93-94
20. Number 15 	47-48	Anchor Chart:	
21. Check My Learning 	49-50	Three-dimensional Shapes	95
22. Number 16 	51-52	Teaching Notes:	
23. Number 17 	53-54	Learning by Doing	96
24. Number 18 	55-56	42. Objects Around Us	97
25. Number 19 	57-58	Sphere and Cube	98
26. Number 20 	59-60	43. Cone and Cylinder	99
27. Check My Learning 	61-62	Shapes Maze	100
28. Matching Patterns	63	44. Check My Learning 	101-102
Odd One Out	64	Progress Chart	103-104
		Listening Text	104

*Anchor Charts are meant for teachers and facilitators to guide learners.



UKG Numeracy Term 2

1. What's the Sequence?	7	20. What Will You Drink? 	53-54
Making Patterns	8	21. Sort It Out	55
Anchor Chart: Part-Part Whole* 	9	Windows Everywhere	56
2. Missing Part	10	22. The Juggler	57
Anchor Chart: Addition 	11	Means of Transport	58
3. Let Us Add	12	23. Check My Learning 	59-60
4. Counting Cats	13	24. Money Talk	61-62
Colour by Adding	14	25. A Kulfi for Free	63-64
5. It All Adds Up	15	26. Groups in the Garden	65
Double Up	16	Chocolate Bar	66
6. Adding with Fingers	17	27. Fair Share 	67-68
Number Line Addition	18	28. Pinwheels for All 	69
Anchor Chart: Friends of 10 	19	Tomato Treat	70
Teaching Notes:		29. Sharing Marbles	71
Learning by Doing 	20	Number Names	72
7. Ways to Make 10	21	30. Check My Learning 	73-74
Make 10	22	31. Recycling 	75
8. Find 10	23-24	Do Your Part! 	76
9. Twelve Months in a Year 	25	32. Watermelon Counting	77-78
What Day Is It Today? 	26	33. Counting Eggs	79-80
10. Add It Up!	27-28	Anchor Chart: Numbers 1 to 50 	81
11. Check My Learning 	29-30	Teaching Notes:	
Anchor Chart: Left and Right 	31	Learning by Doing 	82
Teaching Notes:		34. Peas in a Pod	83-84
Learning by Doing 	32	35. Counting Blocks	85-86
12. Matching Directions	33	36. Count 21 to 50	87-88
Left and Right Hands	34	37. Go from 1 to 50	89-90
13. Check My Learning 	35-36	38. Skip Counting	91
Anchor Chart: Subtraction 	37	Count by 2s	92
Teaching Notes:		39. Count by 5s	93-94
Learning by Doing 	38	40. Count by 2s, 5s and 10s	95-96
14. I Spy	39-40	Anchor Chart: Numbers 1 to 100 	97
15. Hungry Monkey	41	41. Count to 100 by 5s	98
Subtracting with Fingers	42	42. Count to 100 by 10s	99
16. Number Line Subtraction	43-44	Count to 100	100
17. How Many Left?	45	43. 100s of Things	101
Take Away	46	Who Am I?	102
18. Hungry Rabbit	47	Progress Chart	103-104
Trace the Path	48	Listening Text	104
19. Check My Learning 	49-50		
Anchor Chart: Data Reading 	51		
Teaching Notes:			
Learning by Doing 	52		

*Anchor Charts are meant for teachers and facilitators to guide learners.




















UKG Numeracy Home Learning

1. Count and Write	5-6	16. Let Us Add	35-36
2. Ways to Show a Number	7-8	17. Take Away	37-38
3. Measurement	9-10	18. Number Line Subtraction	39
4. Number Names	11-12	How Many Left?	40
5. Ordinal Numbers	13-14	19. Left and Right	41-42
6. Count On and Back	15-16	20. Data Reading	43-44
7. Tens and Ones	17-18	21. Number Names 11-20	45-46
8. Count and Write 11-14	19-20	22. Counting 21-30	47-48
9. Count and Write 15-18	21-22	23. Money	49-50
10. Count and Write 19-20	23	24. Skip Counting	51
Revise 1-20	24	Sharing Things	52
11. Patterns	25-26	25. Count in Groups	53
12. Before, After, Between	27-28	Numbers 1-50	54
13. Count and Compare	29-30	26. Counting 1-50	55
14. Shapes	31-32	Counting 1-100	56
15. Missing Part	33		
Number Line Addition	34		













UKG Skills Term 1

Anchor Chart:			
My Classroom Rules*	7		
Teaching Notes	8		
1. Listen and Colour	9–10	17. Playdough Shapes	43–44
2. Listen and Do	11	18. Go, Grow, Glow Foods	45–46
All About Me	12	19. Salad Day 	47–48
3. My Name	13	20. Eating Healthy 	49–50
Draw a Person	14	21. Feelings	51
4. My Family	15	Calming Down 	52
My Bigger Family	16	22. Be Kind 	53–54
5. Global Goals 	17	Anchor Chart: Hygiene	55
Body Parts	18	23. Personal Care Objects	56
6. Body Smart	19–20	24. Staying Healthy 	57–58
7. Traditional Dresses	21	25. Healthy Habits 	59
Clothes We Wear	22	Healthy Eyes	60
Anchor Chart:		26. Good Touch, Bad Touch	61–62
Colours are Fun	23	Anchor Chart: Road Safety	63
Teaching Notes:		27. Road Signs	64
Learning by Doing	24	28. Check My Learning 	65–66
8. Colour Burst	25–26	29. Who Is a Neighbour?	67
9. Colour Connection	27	Community	68
Colourful Umbrellas	28	30. Who Will Help?	69
10. Colour Mix	29	Find My Car	70
Colouring	30	31. Walk to the Park 	71–72
11. I Can 	31	32. Ride to the Village	73–74
Shape Stretches	32	33. Houses	75–76
12. Let's Play 	33	34. My Day	77–78
Deep Breathing 	34	35. Role Play 	79
13. Check My Learning 	35–36	What Will I Say?	80
Anchor Chart: Senses	37	36. What Do They Need?	81
14. Senses at Work	38	Garden Patterns	82
15. How Does It Feel? 	39	37. Check My Learning 	83–84
What Is It?	40	38. Robot Shadows	85
16. Zoom! 	41	Progress Chart	86–88
Draw It	42		

*Anchor Charts are meant for teachers and facilitators to guide learners.



UKG Skills Term 2

Anchor Chart: Living and Non-living Things* 7	Anchor Chart: Means of Transport 47
Teaching Notes: Learning by Doing 8	20. Connect Me 48
1. Living Things 9–10	21. Number Plates 49
2. Animals and Their Homes  11	Vehicles 50
Trees for Life 12	22. Spot the Difference 51
3. Life Cycle of a Plant  13–14	Build a Truck 52
4. Flowers Everywhere  15	23. In the Air 53
Flower Prints 16	Air Pollution  54
5. Sorting Animals 17–18	24. Drink Water  55–56
6. Mira and Shambhu 19–20	Anchor Chart: Sounds 57
7. Animals and Their Young Ones 21	25. Noise in the Park 58
Animals and Their Sounds 22	26. Musical Instruments  59–60
8. Fur or Feathers 23	27. Check My Learning  61–62
Birds 24	28. Up or Down 63
9. Parts of a Bird 25	Push or Pull 64
Sea Animals 26	29. Using Technology 65–66
10. Check My Learning  27–28	30. What Tools Does Grandfather Use? 67–68
Anchor Chart: Times of the Day 29	31. Uses of Electricity 69–70
11. Paint the Sun 30	32. Making Things 71–72
12. Mira Paints Sunflowers  31–32	33. Origami Fish 73–74
13. Max's Day 33–34	34. What Do They Need? 75–76
Anchor Chart: The Four Seasons 35	35. Find Me 77
14. Weather 36	I Can Classify 78
15. What Is the Weather Like? 37	36. What Will Happen Next? 79–80
Seasons 38	37. Dinosaur Shadows 81
16. Max's Raincoat 39–40	Riddles 82
17. My Country 41–42	38. Check My Learning  83–84
18. Where Do I Belong? 43–44	Progress Chart 85–87
19. What Are Things Made Of? 45–46	Listening Text 88

*Anchor Charts are meant for teachers and facilitators to guide learners.



UKG Art and Craft

1. Pattern Doodles	5	15. Picture Sudoku	19
2. Let's Colour!	6	16. Let's Celebrate Earth Day!	20
3. Animal Junction	7	17. Pattern Sudoku	21
4. Aliens in the Attic	8	18. Buzzing Bee	22
5. Picture Sudoku	9	19. Step-by-Step Drawing	23
6. Step-by-Step Drawing	10	20. Origami Car	24
7. Leafy Man	11	21. Let's Draw!	25
8. Origami Airplane	12	22. Geometric Robot	26
9. Grid Polar Bear	13	23. Thank You Card	27
10. Days of the Week	14	24. Snowman to Life	28
11. My Magic Carpet	15	25. Step-by-Step Drawing	29-30
12. My Sailboat	16	26. Happy Yellow Duck	31
13. Reflection in the Icy Lake	17	27. Origami Boat	32
14. Let's Draw!	18		




UKG Socio-Emotional and Ethical Development (SEED)

1. Let's Sort	5
2. My Angry-o-Metre	6
3. Find the Feeling: Calm	7
4. My Calm-down Corner	8
5. Find the Feeling: Worried	9
6. Complete the Story	10
7. Find the Feeling: Confident	11
8. Scary but Fun!	12
9. Find the Feeling: Lonely	13
10. Lonely Leela	14
11. Find the Feeling: Proud	15
12. Find the Feeling: Embarrassed	16
13. Tick, Tick, Think	17
14. My Jar of Feelings	18
15. No-Worries Bag	19
16. Guess the Feeling 1	20
17. Guess the Feeling 2	21
18. My Excite-o-Metre	22
19. I Feel Better	23
20. I Am Special!	24



Lonely Leela

Read the story aloud. Answer the questions below.



Do you think Leela's classmates did the right thing?
Tick (✓) the box.

Yes

No



How would you help Leela feel better? Talk about it in class.

Extended activity: Give each child a cut-out in the shape of a cloud. Ask them to write how they feel when they are lonely. For instance, 'sad', 'hurt', 'feel like crying', etc. Later, paste these cut-outs on a chart paper and display it in the classroom.



Check My Learning

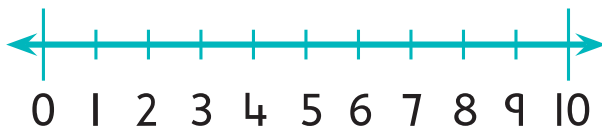


Grandmother has 5  apples and 4  oranges. How many fruits are on the plate?



Draw the fruits.

Show on a number line.



Fill the correct number of dots.

Write the equation.

$$\square + \square = \square$$

oranges apples fruits

Answer

fruits

Who Can I Read To? **a**

Read the story with the help of your teacher.



Who can I read to?



Grandmother is busy.



Grandfather is busy.



Mira is busy.



Who can I read to?



I can read to myself!



Houses

Look at the pictures. Listen to where Max, Mira and Grandmother live.



Max lives in a round thatched house.

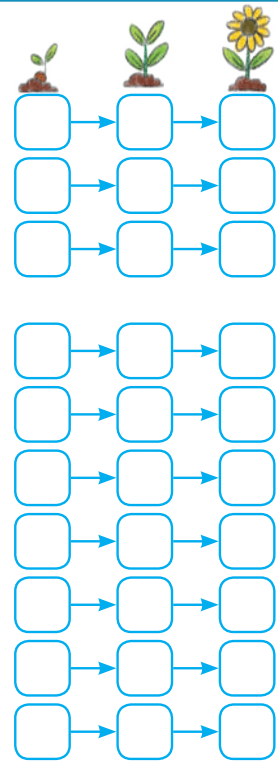


Mira's house is a rectangle made of brick and cement.

Progress Chart

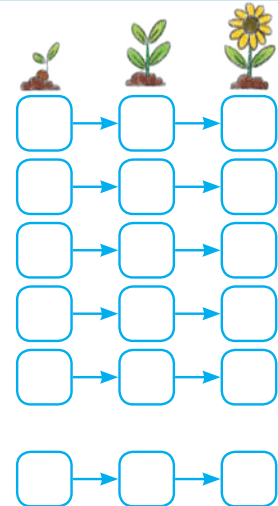
READING

- Identifies consonants and vowels
- Breaks words into syllables and reads them
- Blends letters to make CVC words
- Segments CVC words to give the beginning, middle and end letters
- Reads two-letter blends
- Identifies *r* blends in words
- Identifies *l* blends in words
- Identifies *s* blends in words
- Reads grade level sight words in short sentences
- Reads basic road signs



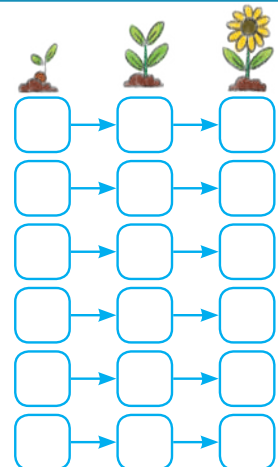
WRITING

- Writes upper and lower case letters
- Writes CVC words
- Fills in missing *r* blends to build words
- Fills in missing *l* blends to build words
- Fills in missing *s* blends to build words
- Forms and writes short sentences with the correct word order, punctuation and spaces




LISTENING

- Identifies rhyming words
- Actively listens to stories and short poems
- Recalls characters and events from a story
- Listens to a story/rhyme and sequences the events
- Listens to questions and gives answers
- Follows multi-step instructions





Collins Smart Start Class 1





Class 1 Literacy Term 1

UNIT 1: MYSELF

Anchor Chart: Reading Strategies* 7



Teaching Notes:

Phonics Progression 8

1. Letters of the Alphabet 9-10
2. Identifying Words 11-12
3. Phonics: CVC Word Families 13-14
4. Phonics: I Know CVC Words 15-16
5. Phonics: I Can Write CVC Words 17-18
6. Phonics: Crossword Puzzle 19-20
7. Phonics: Word Search 21-22
8. Phonics: Listen and Write 23-24

Anchor Chart:

What Is a Sentence? 25

9. Words Make Sentences 26
10. Word Order and Spaces 27-28
11. End Marks 29-30
12. Sentence Writing 31-32
13. Read and Communicate 33-34
14. Sound Words 35-36
15. Speech Bubbles 37-38
16. Keeping Healthy  39
17. Feeling Words 40
18. Expressing Emotions 41-42
19. Read and Communicate 43-44
20. Check My Learning  45-48
21. Phonics: Sight Words 49-50
22. Phonics: More Sight Words 51-52

UNIT 2: HOME AND SHELTER

Anchor Chart: Question Words 53


Teaching Notes: Circle Time 54

23. Read to Understand 55-56
24. Question Words 57-58
25. Follow Directions 59-60
26. More Directions 61-62
27. Drawing Instructions 63-64
28. Write and Communicate 65-66

UNIT 3: COMMUNITY HELPERS

Anchor Chart:

Words and Sentences 67


29. Reading a Sentence 68
30. Story Time 69-70
31. Understanding Sentences 71-72
32. Solve and Communicate 73-74
33. Check My Learning  75-78
34. Phonics: The Doubles 79-80

UNIT 4: PLANTS

Anchor Chart: Labels 81

35. Label Jars 82
36. Label Parts 83-84
37. Solve and Communicate 85-86



UNIT 5: ANIMALS

38. Building Sentences 87-88
39. Writing Sentences 89-90
40. Story Time 91-92
41. Write and Communicate 93-94
42. Phonics: Friendly and Glued Letters 95-96
43. Phonics: Friendly Letter L 97-98
44. Phonics: Friendly Letter R 99-100
45. Phonics: Friendly Letter S 101-102
46. Phonics: Mixed Revision 103-104
47. Check My Learning  105-108

UNIT 6: WATER ANIMALS

Anchor Chart:










Stretching Sentences 109

48. Describing Words 110
49. Stretch Sentences 111-112
50. Read to Understand 113-114
51. Solve and Communicate  115-116
52. Phonics: End Friendly Letters: M, N 117-118
53. Phonics: End Friendly Letters: S, T 119-120
54. Phonics: End Friendly Letter: L 121-122
55. Phonics: End Friendly Letter: R 123-124
56. Mixed Revision 125-126
57. Check My Learning  127-130
58. Revision: Words About Me 131-132
59. Revision: Following Directions 133-134
60. Revision: Sound Words 135
61. Revision: Sentences 136
62. Revision: Writing Sentences 137-138
63. Revision: Making Sentences 139-140
64. Revision: Pictures, Words, Sentences 141-142
65. Revision: Question Words 143-144
66. Revision: Stretching Sentences 145-146
67. Revision: Stretching a Passage 147
68. Revision: Speech Bubbles 148
- Listening Text 149-150
- Progress Chart 151-152

*Anchor Charts are meant for teachers and facilitators to guide learners.











Class 1 Literacy Term 2


1. Reading a book	7-8	34. Phonics: Bossy R	79-80
2. Characters	9-10	35. Phonics: Bossy R Words	81-82
UNIT 1: BIRDS 		36. Check My Learning	83-86
Anchor Chart:		UNIT 5: ANIMALS 	
Can-Have-Are Charts*	11	Anchor Chart:	
3. Describing Flamingos	12	Compare and Contrast	87
4. Describing Peacocks	13-14	37. Compare Animals	88
5. Solve and Communicate	15-16	38. Compare People	89-90
UNIT 2: INSECTS 		39. Solve and Communicate	91-92
Anchor Chart: Sequencing	17	UNIT 6: VEHICLES 	
6. Sequence a Rhyme	18	Anchor Chart:	
7. Sequence a Story	19-20	Five-sentence Writing	93
8. Solve and Communicate	21-22	40. Describing a Toy Truck	94
9. Phonics: Glued Letters	23-24	41. Describing a Tractor	95-96
10. Phonics: More Glued Letters	25-26	42. Describing a Sailboat	97-98
11. Phonics: Words with		43. Solve and Communicate	99-100
Glued Letters	27-28	44. Phonics: Magic E	101-102
12. Check My Learning	29-32	45. Phonics: With or Without E	103-104
Anchor Chart:		46. Completing Sets	105-106
Main Idea and Details	33	Anchor Chart:	
13. Matching Ideas and Details	34	What is a Syllable?	107
14. Main Idea	35-36	Teaching Notes	108
UNIT 3: OUR PLANET 		47. Syllable Clap	109-110
Anchor Chart: Story Elements	37	48. Word Families	111-112
15. Parts of a Story	38	49. Check My Learning 	113-116
16. Story Time 	39-42	50. Revision: Books and Stories	117-118
17. My Story	43-44	51. Revision: Can-Have-Are Chart	119-120
18. Solve and Communicate	45-46	52. Revision: Describing Grown-ups	121
19. Phonics: Long Vowel Sounds	47-48	53. Revision: Picture Sequence	122
20. Phonics: Long A	49-50	54. Revision: Sequencing	123-124
21. Phonics: Long E	51-52	55. Revision: Arranging Sentences	125-126
22. Phonics: Long I	53-54	56. Revision: Story Sequence	127-128
23. Phonics: Long O	55-56	57. Revision: Put in Order	129-130
24. Phonics: Long U	57-58	58. Revision: Story Elements	131-132
25. Phonics: Mixed Revision	59-60	59. Revision: Cause and Effect	133-134
26. Check My Learning 	61-64	60. Revision: Four-square Writing	135-136
UNIT 4: WEATHER AND SEASONS 		61. Revision: Compare	
Anchor Chart:		and Contrast	137-138
Cause and Effect	65	62. Revision: Same and Different	139-140
27. What Happens Next?	66	63. Revision: Five-sentence Writing	141-142
28. Story Time	67-68	64. Revision: Writing Sentences	143-144
29. Why Things Happen?	69-70	65. Revision: Analogy	145
30. Solve and Communicate	71-72	66. Revision: Picture Description	146
Anchor Chart:		67. Revision: Picture Composition	147-148
Four-square Writing	73	Listening Text	149-150
31. Describing School	74	Progress Chart	151-152
32. Describing Summer	75-76		
33. Solve and Communicate	77-78		

*Anchor Charts are meant for teachers and facilitators to guide learners.



Class 1 Language Companion

1. Capital Letters: Pirate Pat	5	20. Nouns: Naming Words	26
2. Capital Letters: Special Capitals	6	21. Nouns: Person, Place, Animal or Thing	27
3. Capital Letters: Where in the World?	7	22. Pronouns: Take My Place	28
4. Capital Letters: All About Me	8	23. Check My Learning 	29-30
5. Capital Letters: My Birthday Party	9	24. Adjectives: Describing Words	31
6. Check My Learning 	10-11	25. Plurals: One or Many	32
7. Full Stops: Don't Forget to Stop	12	26. Check My Learning 	33
8. Full Stops: Stops Are Important	13	27. Conjunctions: Joining Words	34
9. Question Mark and Words: The Big Question	14	28. Prepositions: Position Words	35
10. Sentences: Making Sense	15	29. Check My Learning 	36
11. Sentences: The Right Order	16	30. Won or One	37
12. Check My Learning 	17-18	31. Know or No	38
13. Syllables: Bumpy Syllables	19	32. Revision 	39-40
14. Compound Words: Word Sums	20		
15. Check My Learning 	21		
16. Articles: A or An	22		
17. Verbs: Action Words	23		
18. Verbs: More Action Words	24		
19. Check My Learning 	25		





Class 1 Reading Companion

1. A Happy Child	5
2. Baby Talk	7
3. Raja's Helping Hands	10
4. A Very Important Tree	14
5. Little Pussy	19
6. Kaakasaurus	21
7. The Three Butterflies	27
8. Who Has Seen the Wind?	30
9. The Oak and the Reeds	32
10. A Very Busy Day	35
11. The Hummingbird and the Forest Fire	38





Class 1 Numeracy Term 1

Unit 1 The concept of numbers

1. Numbers 1 to 10	6
2. Numbers	10
3. Numbers 1 and 0	14
4. Number 2	18
5. Number 3	22
6. Comparing Numbers	26
7. Less Than and Greater Than	30
8. Is Equal to	34
9. Reach for the Stars	38

Unit 2 Addition and subtraction

10. Addition	42
11. Number 4	46
12. Number 5	50
13. Let's Practise	54
14. Fun With Maths	58
15. Subtraction	62
16. Let's Practise	66
17. Money	70
18. Let's Practise	74
19. Reach for the Stars	78

Unit 3 The relationship between addition and subtraction

20. Number 6	82
21. The Commutative Property of Addition	86
22. Subtraction Using Number Bonds	90
23. Number 7	94
24. The Connection Between Addition and Subtraction	98
25. Fun With Maths	102

26. Let's Practise	106
27. Reach for the Stars	110

Unit 4 Solving for missing numbers in addition and subtraction

28. Number 8	114
29. The Missing Addend	118
30. Let's Practise	122
31. Fun With Maths	126
32. Number 9	130
33. The Missing Subtrahend	134
34. Let's Practise	138
35. Reach for the Stars	142

Unit 5 Adding and subtracting more than two numbers

36. Number 10	146
37. Let's Practise	150
38. Fun With Maths	154
39. Adding More Than Two Numbers	158
40. Subtracting More Than Two Numbers	162
41. Data Handling	166
42. Let's Practise	170
43. Reach for the Stars	174

Investigative tasks

Sequences	178
Money	180
Fact Family	182
Tangram	184
Bonds of Ten	186
Progress Chart	187



Class 1 Numeracy Term 2

Unit 1 The numbers 11 to 19 and times of day

1. Adding and Subtracting Numbers	6
2. Numbers 11 and 12	10
3. Full Hours	14
4. Half Hours	18
5. Fun With Maths	22
6. Numbers 13 to 15	26
7. Numbers 16 and 17	30
8. Numbers 18 and 19	34
9. Reach for the Stars	38

Unit 2 Bridging to ten for addition in the range of 0 to 20

10. Number 20	42
11. Even and Odd Numbers	46
12. Bridging to Ten, Adding the Numbers 2 to 5	50
13. Let's Practise	54
14. Bridging to Ten, Adding the Numbers 6 and 7	58
15. Let's Practise	62
16. Bridging to Ten, Adding the Numbers 8 and 9	66
17. Halving and Doubling Numbers	70
18. Fun With Maths	74
19. Reach for the Stars	78

Unit 3 Geometry

20. Let's Investigate the Environment	82
21. Shapes	86
22. Plane Shapes	90
23. Fun With Maths	94
24. Measuring	98
25. Centimetre	102

26. Maps	106
27. Reach for the Stars	110

Unit 4 Bridging to ten for addition in the range of 0 to 20

28. Subtracting Numbers	114
29. Bridging to Ten, Subtracting the Numbers 2 to 5	118
30. Let's Practise	122
31. Bridging to Ten, Subtracting the Numbers 6 and 7	126
32. Let's Practise	130
33. Bridging to Ten, Subtracting the Numbers 8 and 9	134
34. Fun With Maths	138
35. Let's Practise	142
36. Checking Subtraction	146
37. Reach for the Stars	150

Unit 5 The numbers 0 to 100

38. Adding Numbers	154
39. Subtracting Numbers	158
40. Adding and Subtracting More Than Two Numbers	162
41. Numbers 0 to 100	166
42. Comparing Magnitudes	170
43. Fun With Maths	174
44. Tens	178
45. Ones and Tens	182
46. Let's Practise	186
47. Reach for the Stars	190

Investigative tasks

Treasure Map	194
Days of the Week	196
Seasons	198
Progress Chart	203



Class 1 Numeracy Home Learning

WORKSHEET 1	5
WORKSHEET 2	15
WORKSHEET 3	23
WORKSHEET 4	31
WORKSHEET 5	49





Class 1 Skills Term 1















Anchor Chart: School Pledge*	7	22. How Do They Feel?	69-70
Teaching Notes	8	23. Range of Emotions	71-72
GRADE 1 READINESS ASSESSMENT 	9-23	24. Accepting No 	73-74
READINESS REPORT	24	25. What Makes Me Happy	75-76
1. All About Me	25-26	26. Happy Classroom 	77-78
2. Things I Know	27-28	27. Safe in the Community	79-80
3. Things I Do at School	29-30	28. Being Kind 	81-82
4. My Body	31-32	29. Check My Learning 	83-86
5. Listen to Your Body	33-35	30. The Little Red Hen	87-88
6. Body Beats 	36	31. Making Food 	89-90
Anchor Chart: Sense Organs	37	32. Whose House Is This?	91-92
7. Keep Your Senses Healthy	38	33. My House	93-94
8. Senses	39-40	34. Today I Am	95-96
9. Human Life Stages	41-42	35. People Who Help Us	97-98
10. Mira's Clothes	43-44	36. Who Can Help Me?	99-100
11. Family 	45-46	Anchor Chart: Colour Wheel	101
12. Our Bigger Family 	47-48	37. Mixing Colours	102
13. Check My Learning 	49-52	38. Colouring	103-104
14. Exercise  	53-54	39. My Favourite Colour	105-106
Anchor Chart:		40. Check My Learning 	107-109
Healthy and Unhealthy Food	55	Progress Chart	110-112
15. What Do You Like to Eat?	56	Listening Text	112
16. Healthy Snacking  	57-58		
17. How Do You Sleep?	59-60		
18. Before You Sleep 	61-62		
19. Mira in Bed	63-64		
Anchor Chart:			
Healthy Habits	65		
20. Healthy Habits Chart 	66		
Anchor Chart:			
Five Body Safety Rules	67		
21. Trusted Adults	68		



*Anchor Charts are meant for teachers and facilitators to guide learners.



Class 1 Skills Term 2

Anchor Chart: Living and Non-Living Things*	7		
1. Living Things Can Move	8		
2. Living Things Eat and Grow	9–10		
3. What is a Plant?	11–12		
4. Tra and Her Bean Plant	13–16		
5. Planting Bean Seeds 	17–18		
6. Nature Walk	19–20		
7. Blooming Flowers 	21–22		
8. Fur or Feather?	23–24		
9. Animal Homes and Prints	25–26		
10. Lifecycle of a Bulbul	27–28		
11. Birds All Around	29–30		
12. Building a Bird's Nest 	31–32		
13. Who is Our Friend?	33–34		
14. Check My Learning 	35–38		
Anchor Chart: Insects Facts	39		
15. Insects or Not?	40		
16. Bugs Around Me	41–42		
Anchor Chart: Water Animals	43		
17. Life Below Water 	44		
18. Fish Body Parts	45–46		
19. Fish Song	47–48		
20. Analogies	49–50		
21. When Will Amma Be Back?	51–54		
22. About the Sun	55–56		
23. Types of Weather	57–58		
24. Weather Journal 	59–60		
25. Summer Drinks	61–62		
26. Photo Album	63–64		
27. All About India	65–66		
Anchor Chart: Good Manners	67		
28. Role Play 	68		
29. Check My Learning 	69–72		
30. Watermelons and Walnuts	73–74		
31. Measuring Me 	75–76		
32. Magnify Me 	77–78		
33. Metals 	79–80		
Anchor Chart: Things Around Us	81		
34. Solids Around Us	82		
35. Liquids 	83–84		
36. Mira Goes to Town	85–88		
Anchor Chart: Water Bodies	89		
37. Water Bodies	90		
38. Cause and Effect 	91–92		
39. Water Dance	93–94		
40. Types of Sounds	95–96		
41. Sing to Me	97–98		
42. Push and Pull	99–100		
43. Going Up or Down?	101–102		
44. Using Devices	103–104		
45. Talking about Trash	105–106		
46. Similar and Different	107–108		
47. Max and Mother's Kite	109–110		
48. Check My Learning 	111–116		
Progress Chart	117–120		

*Anchor Charts are meant for teachers and facilitators to guide learners.



Class 1 Art and Craft

1. Elephant at Work	5	15. Kites Flying High	21
2. Time to Talk	6	16. Colourful Sailboats	22
3. Kitties at Play	7	17. See, Draw and Colour	23
4. Colourful Fish	8	Apple Trees	24
5. See, Draw and Colour	9	18. Rainbow in the Sky	25
Sunflower and the Sun	10	19. Ice-Cream Stick Family	27
6. Draw and Colour: My		20. Teddy Bear	29
Favourite Toy	11	21. Rain Clouds	30
7. Birdie and the Curvy		22. Tulips	31
Caterpillar	12	23. Colourful Caterpillar	32
8. Sharing Carrots	13	24. Tiger Stick Puppet	33
9. Mr Joker	14	25. Sheep in the Field	34
10. See, Draw and Colour	15	26. Blue Whale	36
Animal Friends	16	27. Ladybirds	37
11. Pink Lotus	17	28. Splash of Colours	38
12. Independence Day	18	29. Kites of Freedom	39
13. Fun with Colours	19	30. Birdie Bookmarks	40
14. Happy Bunny	20		





Class 1 Socio-Emotional and Ethical Development (SEED)


1. Riko's Day Out	5
2. Bholu's Honey Bowl	10
3. Buddy the Pup	15
4. Babu and the Mango Tree	21
Project I	28
5. The Little Blue Engine	29
6. Minnie at School	35
Project II	40



8.



NUMBERS 18 AND 19



ak


eighteen

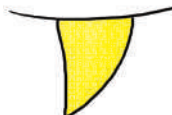
T	O
1	8

nineteen

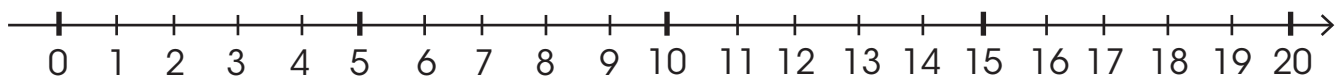
T	O
1	9

**1. How many can you find in the first picture?
Connect to the number line.**









24.



ACCEPTING NO

Accepting 'No' is not always easy but you can do it.

Tick (✓) the right choice you can make when someone says 'No'.



- Calmly say how you feel.
- Throw a tantrum.
- Refuse to obey.
- Ask politely why you can't have what you want.
- Draw to show how you feel.
- Ask nicely if you can choose something different or have what you want later.



Role Play

Enact the following situations in pairs. Show the right way of accepting a 'no'.

- You want to play before doing your homework but your mother says no.
- You want candy before a meal but your father says it will damage your teeth.
- You want to draw but the teacher asks you to do maths.
- You want to play a little longer on the playground but the teacher says you must go to the class.
- Grandmother says she cannot tell you a story right now. She is busy.

38.



BUILDING SENTENCES

Build and write sentences with the words. Put the correct punctuation marks.

giraffe

is




tall

A

hippos

swim



Do



PROGRESS CHART

PHYSICAL DEVELOPMENT

HEALTH, WELL-BEING AND SAFETY

- Uses a chart to track hygiene habits
- Lists hygiene habits and their frequency
- Describes the importance of sleep
- Lists good sleep routine habits
- Distinguishes between exercise and sedentary activities
- Lists body safety rules
- Identifies safe and unsafe behaviour in the community
- Names safe adults

MOTOR SKILLS

- Does exercises and basic *asanas*
- Demonstrates hand-eye coordination
- Does controlled free-hand colouring

SOCIO-EMOTIONAL AND ETHICAL DEVELOPMENT

SELF AND OTHERS

- Describes feelings and their causes
- Role plays use of calming down techniques
- Lists what makes them happy
- Lists what makes others happy
- Demonstrates understanding of belonging and citizenship
- Lists the role of community helpers

KINDNESS AND RESPONSIBILITY

- Follows school rules independently; describes good choices at school





Collins Smart Start Class 2





Class 2 Literacy Term 1

UNIT 1: MYSELF

Anchor Chart: Reading Long Words*	7
Teaching Notes: Phonemes and Graphemes	8
1. All about Words	9-10
2. Syllable Count	11-12
3. Rhyming Words	13-14
4. Phonics: CVC Words	15-16
5. Phonics: Sight Words Revision	17-18
Anchor Chart: Complete Sentences	19
6. End Marks	20
7. Complete Sentences	21-22
8. Building Sentences	23-24
9. Understanding Sentences	25-26
10. Writing Sentences	27-28
11. Solve and Communicate	29-30
Anchor Chart: Diagrams and Labels	31
12. Labels in the Classroom	32
Anchor Chart: Inference	33
13. Identifying from Pictures	34
14. Identifying Feelings	35-36
15. Story Time	37-38
16. Following Instructions	39-40
17. Following Steps	41-42
Anchor Chart: Countdown Chart	43
18. 3-2-1 Chart	44
19. Solve and Communicate	45-46
20. Reading Pictures	47-48
21. A Strange House	49-50
22. Check My Learning 	51-54
23. Phonics: Sight Words Chart	55-56
24. Phonics: Using Sight Words	57-58
UNIT 2: COMMUNITY HELPERS 	
Anchor Chart: Sequencing	59
25. Put in Order	60
26. Stories are Fun	61-62
27. Story Time	63-64
28. Solve and Communicate	65-66
Anchor Chart: Reading for Information	67
29. Book Covers	68
30. Informational Books	69-70
31. Informational Text	71-72
32. Reading Information	73-74
Anchor Chart: Table of Contents	75
33. Reading Table of Contents	76
34. Phonics: Hard and Soft G	77-78

35. Phonics: Reading Practice	79-80
36. Check My Learning 	81-84



UNIT 3: PLANTS

Anchor Chart:	
Can-Have-Are-Need Chart	85
37. Reading about a Tree	86
38. Writing about Plants	87-88
39. Solve and Communicate	89-90

UNIT 4: ANIMALS

40. Compare and Contrast	91-92
41. Similar and Different	93-94
42. Solve and Communicate	95-96
43. Phonics: V and W	97-98
44. Phonics: Reading Practice	99-100






UNIT 5: SEA ANIMALS

Anchor Chart:	
Topic, Main Idea and Details	101
45. Reading Images	102
46. Topic 	103-104
47. Topic, Main Idea and Details	105-106
48. Solve and Communicate	107-108
49. Phonics: Friendly and Glued Letters	109-110
50. Phonics: Friendly Letters	111-112
51. Phonics: End Friendly Letters	113-114
52. Phonics: Glued Letters	115-116
53. Phonics: Missing Glued Letters	117-118
54. Fun with Words	119-120
55. Check My Learning 	121-124
56. Revision: Picture Comprehension	125-126
57. Revision: Sequencing	127-128
58. Revision: Put in Order	129-130
59. Revision: Using Signal Words	131-132
60. Revision: Sequencing Steps	133-134
61. Revision: Comprehension	135
62. Revision: Composition	136
63. Revision: Can-Have-Are-Need Chart	137-138
64. Revision: Compare and Contrast	139-140
65. Revision: Similar or Different	141-142
66. Revision: Main Idea and Details	143-144
67. Revision: Writing about a Picture	145-146
68. Revision: Picture Composition	147-148
Listening Text	149
Progress Chart	150-152

*Anchor Charts are meant for teachers and facilitators to guide learners.



Class 2 Literacy Term 2


1. alPhabet race	7-8	41. solVe and coMMunicate	95-96
2. Word ladder	9-10	42. school tiMetable	97-98
3. Make sentences	11-12	43. actiVitY tiMetable	99-100
Anchor Chart: Wh Questions	13	44. rules!	101-102
4. ansWerinG Questions	14	45. Check My Learning 	103-106
5. MakinG Questions	15-16	Anchor Chart: caPtions	107
6. storY tiMe	17-20	46. storY tiMe	108
7. fiVe Wh Questions	21-22	47. caPtion Pictures	109-110
8. solVe and coMMunicate	23-24	Anchor Chart: storY eleMents	111
9. hard and soft c	25-26	48. storY MaP	112-114
Anchor Chart: four-sSquare chart	27	Anchor Chart: characters	115
10. four-sSquare riddle	28	49. storY tiMe	116-118
11. describinG insects	29-30	50. understandinG stories	119-120
12. describinG butterflies	31-32	51. silent letters	121-122
13. seQuence and coMMunicate	33-34	52. find silent letters	23-124
14. VoWel sounds	35-36	Anchor Chart: draWinG uP a list	125
15. lonG and short VoWels	37-38	53. MakinG lists	126
16. lonG a and lonG e	39-40	54. storY tiMe	127-130
17. lonG i and lonG o	41-42	55. MY list	131-132
18. lonG u and MiXed reVision	43-44	Anchor Chart: oPinion WritinG	133
19. MaGic e	45-46	56. oPinion WritinG	134
20. Check My Learning 	47-50	Anchor Chart: countinG sYllables	135
Anchor Chart: stretchinG sentences	51	teachinG notes:	
21. WritinG about Moon	52	how to Divide Syllables	136
22. WaYs to stretch sentences	53-54	57. sYllable count	137-138
23. solVe and coMMunicate	55-56	58. -sion or -tion?	139-140
Anchor Chart: sensorY details	57	59. c, k or ck?	141
24. usinG fiVe senses	58	60. oa or oW?	142
25. sensorY Words	59-60	61. Prefix	143
26. describinG a Place	61-62	62. suffix	144
27. solVe and coMMunicate	63-64	63. Check My Learning 	145-148
28. three letter GrouPs	65-66	64. Wh Words	149-150
29. str or thr?	67-68	65. stretchinG sentences	151
30. -dGe, -iGh, -Ght Words	69-70	66. four-sSquare chart	152
31. -tch, -nch, -rch Words	71-72	67. sensorY details	153
32. i and o GrouPs	73-74	68. MakinG Predictions	154
Anchor Chart: analogies	75	69. tiMetable	155-156
33. connectinG Pictures	76	70. caPtions	157
34. connectinG Pictures and Words	77-78	71. storY eleMents	158
35. cause and effect	79-80	72. List	159
36. Check My Learning 	81-84	73. oPinion WritinG	160
UNIT 3: PLANTS 		74. Word Puzzle	161
37. schWa sound	85-86	75. folloW directions	162
Anchor Chart: MakinG Predictions	87	76. sYllable count	163
38. What is in the book?	88	77. Picture coMPosition	164
39. What Will haPPen neXt?	89-90	Listening Text	165-166
40. storY tiMe	91-94	Progress Chart	167-168

* Anchor Charts are meant for teachers and facilitators to guide learners.



Class 2 Language Companion

Capital Letters: Alien Letters	5	There or Their	27
Capital Letters: Alien Story	6	Paragraph Sandwich	28-29
Capital Letters: Special Letters	7	Check My Learning	30
Capital Letters: People and Places	8	Nouns: Person, Place, Animal or Thing	31-32 33-34
Capital Letters: Ahoy There!	9	Adjectives: Tell Me More	35-36
Sentences: Making Sense	10	Adjectives: Tell Me Even More	37
Sentences: The Right Order	11	Check My Learning	38
Check My Learning	12	Articles: A, An, The	39
Full Stops: Don't Forget to Stop	13	Pronouns: Take My Place	40
Question Mark and Words: Which? Will? Would? Whose? How?	14	Conjunctions: Joining Words	41
Check My Learning	15	Prepositions: Position Words	42-44
Syllables: Bumpy Syllables	16	Revision	
Compound Words: Word Sums	17		
Plurals: Spelling Bees	18		
Check My Learning	19-20		
Verbs: And Action!	21		
Verbs: And More Action!	22		
Alphabetical Order: As Easy as ABC!	23-24		
Check My Learning	25		
To, Two or Too	26		





Class 2 Reading Companion

1. Bed in Summer	5
2. The Baby Elephant Learns to Drink	7
3. The Two Sisters	10
4. My Tree	13
5. The Curse of the Chameleon	15
6. The Octopus in Me	20
7. The Two Sparrows	22
8. Lara the Yellow Ladybird	25
9. Sun, Moon and Wind Go Out to Dinner	28
10. Rain in Summer	31
11. Wheel's Big Problem	34
12. The Star	38





Class 2 Numeracy Term 1

Unit 1 The concept of numbers

1. Numbers 1 to 10	6
2. Numbers	10
3. Numbers 1 and 0	14
4. Number 2	18
5. Number 3	22
6. Comparing Numbers	26
7. Less Than and Greater Than	30
8. Is Equal to	34
9. Reach for the Stars	38

Unit 2 Addition and subtraction

10. Addition	42
11. Number 4	46
12. Number 5	50
13. Let's Practise	54
14. Fun With Maths	58
15. Subtraction	62
16. Let's Practise	66
17. Money	70
18. Let's Practise	74
19. Reach for the Stars	78

Unit 3 The relationship between addition and subtraction

20. Number 6	82
21. The Commutative Property of Addition	86
22. Subtraction Using Number Bonds	90
23. Number 7	94
24. The Connection Between Addition and Subtraction	98
25. Fun With Maths	102

26. Let's Practise	106
27. Reach for the Stars	110

Unit 4 Solving for missing numbers in addition and subtraction

28. Number 8	114
29. The Missing Addend	118
30. Let's Practise	122
31. Fun With Maths	126
32. Number 9	130
33. The Missing Subtrahend	134
34. Let's Practise	138
35. Reach for the Stars	142

Unit 5 Adding and subtracting more than two numbers

36. Number 10	146
37. Let's Practise	150
38. Fun With Maths	154
39. Adding More Than Two Numbers	158
40. Subtracting More Than Two Numbers	162
41. Data Handling	166
42. Let's Practise	170
43. Reach for the Stars	174

Investigative tasks

Sequences	178
Money	180
Fact Family	182
Tangram	184
Bonds of Ten	186
Progress Chart	187



Class 2 Numeracy Term 2

Unit 1 Times of day

1. Full and half hours	6
2. Multiplication	10
3. On the hour and past	14
4. Half and to	18
5. Time passes	22
6. Fun with maths	26
7. Map Reading	30
8. Let's practise	34
9. Reach for the stars	38

Unit 2 Multiplication tables of 3 and 4

10. Multiplication table of three	44
11. Let's practise	48
12. Fun with maths	52
13. Multiplication table of four	56
14. Let's practise	60
15. Let's practise	64
16. The relationship between multiplication and division	68
17. Let's practise	72
18. Reach for the stars	76

Unit 3 Addition and subtraction with numbers from 0 to 100

19. The associative property of addition	82
20. Adding numbers	86
21. Missing minuend	90
22. Subtraction	94
23. Fun with maths	98
23. Fun with maths	98
24. Adding numbers vertically	102
25. Subtracting numbers vertically	106
26. Let's practise	110
27. Let's practise	114

28. Reach for the stars	118
-------------------------	-----

Unit 4 Numbers from 0 to 1000

29. Place value	124
30. The number 1000	128
31. Zero in the ones or tens column	132
32. Counting money	136
33. Fun with maths	140
34. Comparing magnitudes	144
35. Adding and subtracting ones	148
36. Adding and subtracting tens	152
37. Adding and subtracting hundreds	156
38. Reach for the stars	160

Unit 5 Measuring

39. Centimetre	166
40. Metre	170
41. Fun with maths	174
42. Kilometre	178
43. Fun with maths	182
44. Kilogram and gram	186
45. Fun with maths	190
46. Litre and decilitre	194
47. Reach for the stars	198

Investigative tasks

Addition by regrouping	204
Subtraction by regrouping	205
Directions	206
Calendar	208
Time table	212
Space game	214
Progress Chart	215







Class 2 Numeracy Home Learning

WORKSHEET 1	5
WORKSHEET 2	21
WORKSHEET 3	35
WORKSHEET 4	50
WORKSHEET 5	60











Class 2 Skills Term 1

1. All About Me	7-8	25. I Can	65-66
2. All The Things I Want To Do	9-10	Anchor Chart:	
Anchor Chart:		Personal Hygiene	67
Timeline	11	26. My Hygiene	68
3. Timeline Of My Life	12	27. Care For Self	69-70
4. My Body	13-14	Anchor Chart:	
5. Inside Me	15-16	Good Touch, Bad Touch	71
Anchor Chart:		Teaching Notes	72
Our Five Senses	17	28. The Not Rule	73-74
Teaching Notes	18	29. Safety First	75-76
6. Jalebis	19-20	30. Community Rules 	77-78
7. Chupuk Chapaak	21-25	Anchor Chart:	
8. Our Eyes	26	Community Helpers	79
9. Laundry	27-28	31. Word Search	80
10. My Clothes	29-30	32. Who Will Help You?	81-82
11. Khadi	31-32	33. Firefighters	83-84
12. My Grandmother Has A Tail	33-34	34. My Community Helper	85-86
13. Customs And Traditions	35-36	35. The Market Street	87-88
14. My Bigger Family	37-38	Assessment Two	89-92
15. Global Citizens 	39-40	Anchor Chart: Food	93
Assessment One	41-44	36. Growing Food	94
16. Yoga	45-46	37. Nothing Goes Waste	
Anchor Chart:		In Nature	95-96
Different Kinds Of Food	47	38. Food Chain	97-98
17. Healthy Food Maze 	48	39. All Types Of Houses	99-102
18. My Favourite Healthy Snack	49-50	40. House And Home	103-104
Anchor Chart:		41. Happy House	105-106
Feelings	51	Anchor Chart: Colours	107
19.	52	42. Colours	108
20. Expressing Emotions	53-55	43. Colour Patterns	109-110
21. When Things Go Wrong	56	44. Colour Challenge 	111-112
Anchor Chart:		45. Report Card Part I	113-114
Calming Down Strategies	57	46. Report Card Part II	115-116
Teaching Notes	58	47. Be Polite	117-118
22. Health And Well-Being	59-60	48. Making Good Choices	119-120
23. Mindfulness Breathing	61-62	49. Be Kind	121
Anchor Chart:		Assessment Three	122-125
The Superpower Of Yet	63	Progress Chart	126-129
24. Understanding The Power		Listening Text	129
Of Yet	64		

*Anchor Charts are meant for teachers and facilitators to guide learners.



Class 2 Skills Term 2

Anchor Chart: Reading Strategies*	7	32. Check My Learning 	75-78
Teaching Notes: Phonics Progression	8	33. The Doubles	79-80
1. Letters Of The Alphabet	9-10	Anchor Chart: Labels	81
2. Identifying Words	11-12	34. What Is In The Bottle?	82
3. Cvc Word Families	13-14	35. Parts Of A Book	83-84
4. I Know Cvc Words	15-16	36. Colourful Flowers	85-86
5. I Can Write Cvc Words	17-18	37. Animal World	87-88
6. Crossword Puzzle	19-20	38. Know Your Animals	89-90
7. Word Search	21-22	39. The Dog And His Roti	91-92
8. Listen And Write	23-24	40. Write And Communicate	93-94
What Is A Sentence?		41. Friendly Letters And Glued Letters	95-96
Anchor Chart: What Is A Sentence?	25	42. Friendly Letter L	97-98
9. Words Make Sentences	26	43. Friendly Letter R	99-100
10. Word Order And Spaces	27-28	44. Friendly Letter S	101-102
11. End Marks	29-30	45. Mixed Revision 	103-104
12. Sentence Writing	31-32	46. Check My Learning 	105-108
13. Read And Communicate	33-34	Anchor Chart: Stretching Sentences	109
14. Sound Words	35-36	47. Under The Sea	110
15. Speech Bubbles	37-38	48. Starfish	111-112
16. Keeping Healthy 	39-40	49. Octopus	113-114
17. How Are You Feeling Today?	41-42	50. Seahorse	115-116
18. Changing Expressions	43-44	51. End Friendly Letters	117-118
19. Check My Learning 	45-48	52. End Friendly Letters: S,T	119-120
20. Sight Words	49-50	53. End Friendly Letters: L, R	121-122
21. More Sight Words	51-52	54. End Friendly Letters: R	123-124
Anchor Chart: Question Words	53	55. Revision	125-126
Teaching Notes: Circle Time	54	56. Check My Learning 	127-130
22. Read To Understand	55-56	57. All About Me	131-132
23. Question Words	57-58	58. Following Directions	133-134
24. Follow Directions	59-60	59. What Do They Say?	135-136
25. Read And Complete	61-62	60. Mira And Her Dog	137-138
26. Drawing Pictures	63-64	61. Writing Sentences!	139-140
27. My Home	65-66	62. Pictures, Words And Sentences	141-142
Anchor Chart: Words And Sentences	67	63. Who, What, Where	143-144
28. Understanding Sentences	68	64. Stretching Sentences	145-146
29. So Much Work !	69-70	65. Emu	147-148
30. Read And Write Sentences	71-72	Listening Text	149-150
31. What Is Cooking?	73-74	Progress Chart	151-152

*Anchor Charts are meant for teachers and facilitators to guide learners.



Class 2 Art and Craft

1. Play Time in the Garden	5	17. Mr Wise Owl	21
2. Hello, Friend!	6	18. Draw and Colour: Birdie Friends	22
3. A Family Portrait	7	19. Kitty and the Butterfly	23
4. Cock-a-Doodle Do!	8	20. Mousie's New Toy	24
5. Here Comes the Ice-Cream Man!	9	21. Frogs at Play	25
6. Draw and Colour: A Vegetable Seller	10	22. Fun in the Rain	26
7. Tractors on the Farm	11	23. Ollie Ostrich and His Friend	27
8. Draw and Colour: The Policeman and the Traffic Lights	12	24. Brinjal Print Fish	29
9. Summer Treats	13	25. Flowers in a Pot	30
10. Flying Kites	14	26. Special Folder for Mummy's Notes	32
11. Little Jumbo's Day Out	15	27. Mummy Bird with Her Chicks	33
12. Stripey Tiger	16	28. Dolly and Her Cat	35
13. Draw and Colour: My Favourite Animal	17	29. Rainbow Fish	37
14. I Spy!	18	30. Weaving a Mat	38
15. Proud Peacock	19	31. Newspaper Bag	39
16. Draw and Colour: Little Chick	20	32. Mr Turtle	41
		33. The Magical Banyan Tree	43





Class 2 Socio-Emotional and Ethical Development

1. Ali Runs for Rules	5
2. Popo Wins the Race	12
3. Sukhi's Vacation	18
4. Paul and the Picnic	24
Project I	32
5. Stronger Together	33
6. Proud Rex	39
Project II	46
Goal 1: No Poverty	47
Goal 2: Zero Hunger	48





Read about laundry day in Mira and Max's neighbourhood.



Today is laundry day.
Everyone's arms are covered in bubbles.
Gracie aunty washes her white coat.
She will wear it to the hospital tomorrow.
Jauna aunty hangs up a striped shawl.
Her grandmother wove it in the village.
Fatima aunty's scarves have flowers
printed on them.




They will smell sweet when she wraps
them around.
Zakhir Uncle's bus driver's uniform hangs
on the line.



He has a sew on a missing button.
Geetha aunty's checked cotton sari blows
in the breeze.



It sounds like a flapping bird.
Mira and Max wash their uniforms.
They scrub away dust and crayon marks.
Tomorrow they will get dirty again.
But today, everything is fresh and clean!



COUNTDOWN CHART

ANCHOR CHART

Teaching-Learning Support

A **3-2-1 chart** is very useful for planning and writing. You can use it to write about something you know:

3	3 things my grandmother does <ul style="list-style-type: none">• She plants vegetables.• She drives a tractor.• She works on her farm.
2	2 things my grandmother likes <ul style="list-style-type: none">• She likes reading.• She likes doing yoga.
1	1 thing I love about my grandmother <ul style="list-style-type: none">• She tells me lots and lots of stories.




You can use it to talk or write about something new you have learnt:

3	3 things you learnt <ul style="list-style-type: none">• Burrows are underground homes.• Rabbits live in burrows.• A group of burrows is called a warren.
2	2 things you found interesting <ul style="list-style-type: none">• Rabbits live in large families.• Baby rabbits are called kits.
1	1 question you have <ul style="list-style-type: none">• Can we build a home underground?



11. LET'S PRACTISE



1. Calculate. You can use the picture for help.

a. $3 \times 3 = \underline{\quad}$

b. $7 \times 3 = \underline{\quad}$

c. $4 \times 3 = \underline{\quad}$

$6 \times 3 = \underline{\quad}$

$9 \times 3 = \underline{\quad}$

$8 \times 3 = \underline{\quad}$

2. Calculate.

a. $2 \times 3 + 3 = \underline{\quad}$

b. $5 \times 3 + 3 = \underline{\quad}$

c. $5 \times 3 + 6 = \underline{\quad}$

$3 \times 3 = \underline{\quad}$

$6 \times 3 = \underline{\quad}$

$7 \times 3 = \underline{\quad}$

d. $5 \times 3 - 3 = \underline{\quad}$

e. $10 \times 3 - 3 = \underline{\quad}$

f. $10 \times 3 - 6 = \underline{\quad}$

$4 \times 3 = \underline{\quad}$

$9 \times 3 = \underline{\quad}$

$8 \times 3 = \underline{\quad}$

3. Calculate.

a. $6 \times 3 = \underline{\quad}$

b. $7 \times 3 = \underline{\quad}$

c. $9 \times 3 = \underline{\quad}$

$3 \times 6 = \underline{\quad}$

$3 \times 7 = \underline{\quad}$

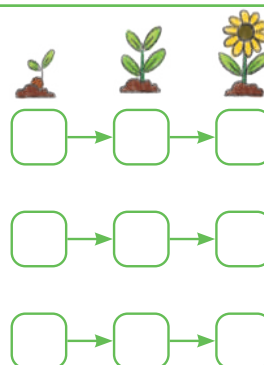
$3 \times 9 = \underline{\quad}$



Progress Chart

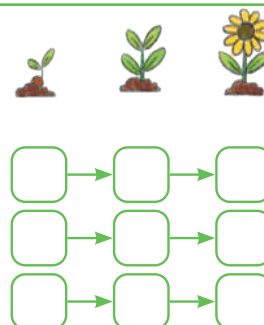
COUNTING

- Compares numbers up to 999
- Arranges numbers from a given set in ascending and descending order
- Reads and writes Indian numerals for numbers up to 999 using place value in groups of hundreds, tens and ones



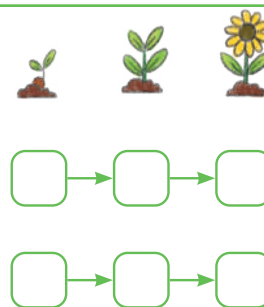
NUMBER OPERATIONS

- Adds and subtracts two numbers up to 999 using place value concept with and without regrouping
- Familiar with multiplication tables of 3 and 4
- Adds and subtracts up to 999 with and without regrouping



PATTERNS AND SEQUENCES

- Describes the rule of patterns and applies this to abstract patterns and analogic thinking patterns
- Using symbols or dots of same quantity into different patterns



MEASUREMENT

- Measures length and distance along short and long paths using uniform units, extended to longer lengths
- Estimates and measures length, distances, capacities of containers using uniform non-standard units
- Appreciates the need for a simple balance
- Compares weights of given objects using a simple balance

